

Labour market information by region

**July-September
2019**

**National
Careers
Service**

Helping you take
the next step

Manchester, Staffordshire, Cheshire and Warrington

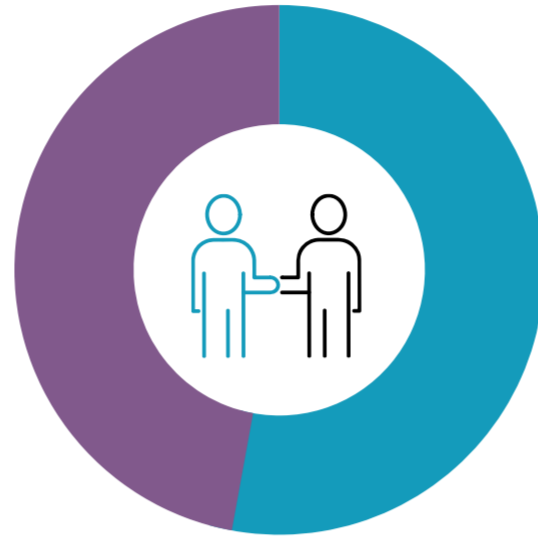
Employment

75.3%



UK average **76.1%**.

Female 71.2% Male 78.9%




Unemployment

3.8%



UK average **3.8%**.

Salary



The average income is **£27,267** a year

Working Hours



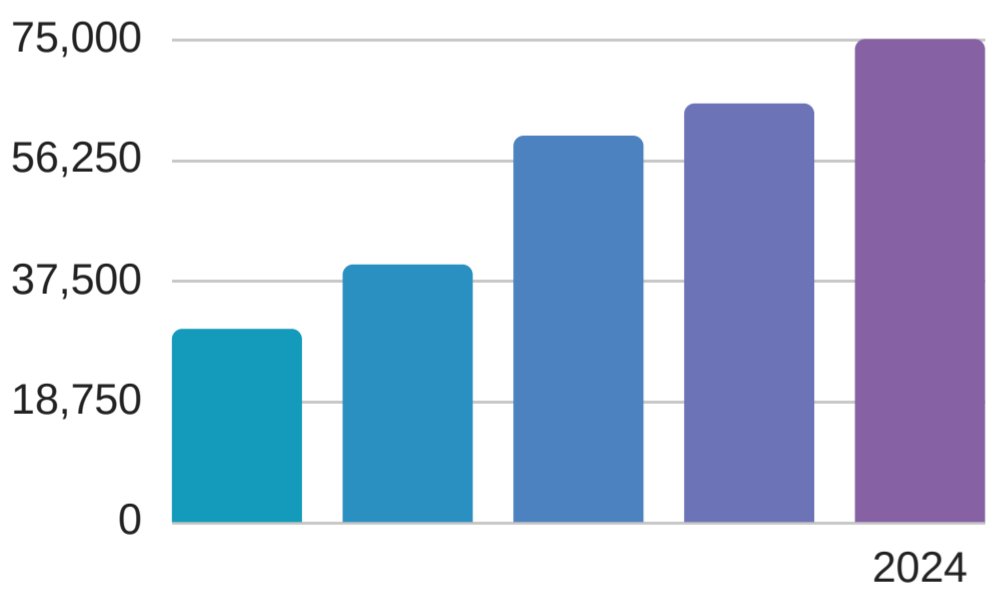
On average people work **32** hours a week

Self-Employed

11.9%

540,557 people are self-employed

Predicted Job Growth



+75,000 extra jobs by 2024

Sectors set to grow

- Finance & Business
- Construction
- Information Technology
- Transport and Storage
- Cultural & Creative
- Health and Social Work

Where are the most jobs now?



Wholesale and Retail



Administration



Health and Social Care



Manufacturing




Education

East of England

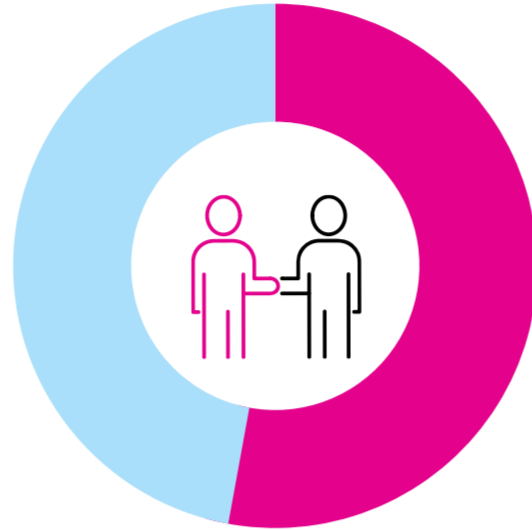
Employment

79.2%




UK average **76.1%**.

Female 74.7% Male 83.8%




Unemployment

3%



UK average **3.8%**.

Salary



The average income is **£29,021** a year

Working Hours



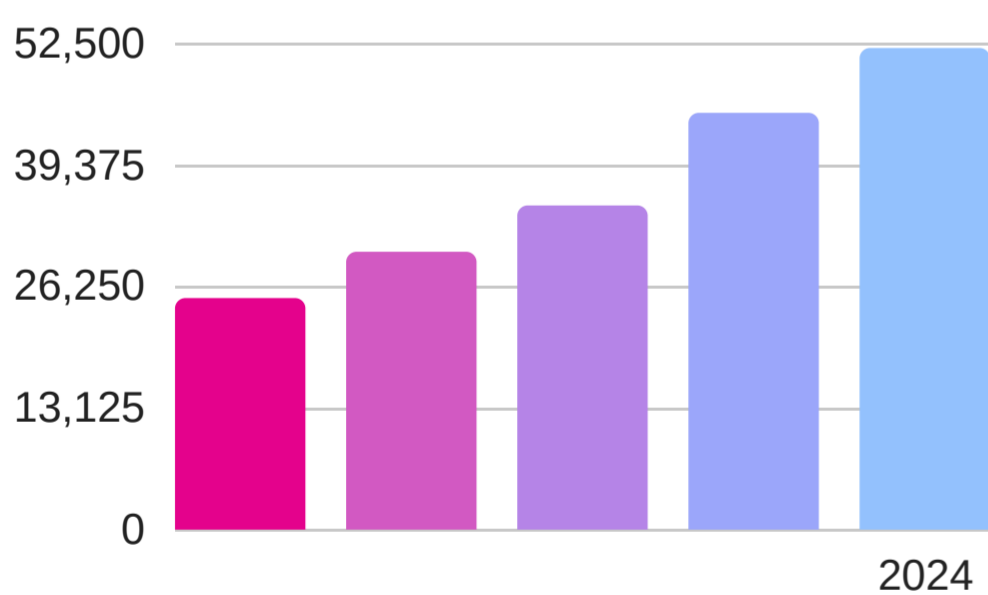
On average people work **32** hours a week

Self-Employed

14.1%

533,233 people are self-employed

Predicted Job Growth



+52,000 extra jobs by 2024

Sectors set to grow

- Health and Social Care
- Support Services
- Construction
- Wholesale and Retail
- Information Technology
- Professional Services

Where are the most jobs now?



Wholesale and Retail



Administration



Health and Social Care



Education



Science and Technology

East Midlands

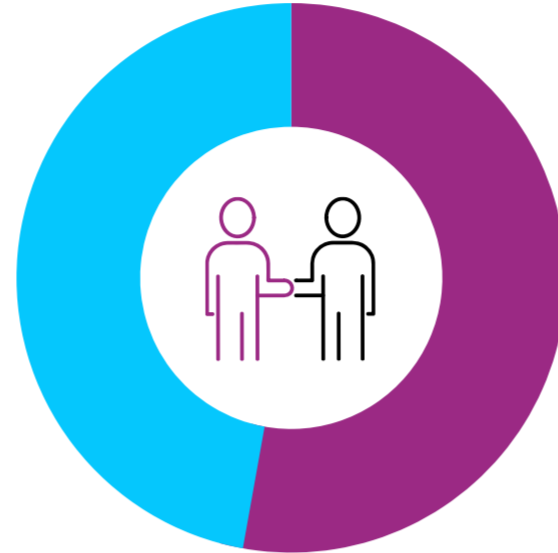
Employment

76.3%




UK average **76.1%**.

Female 72% Male 80.6%




Unemployment

4.3%



UK average **3.8%**.

Salary



The average income is **£26,826** a year

Working Hours



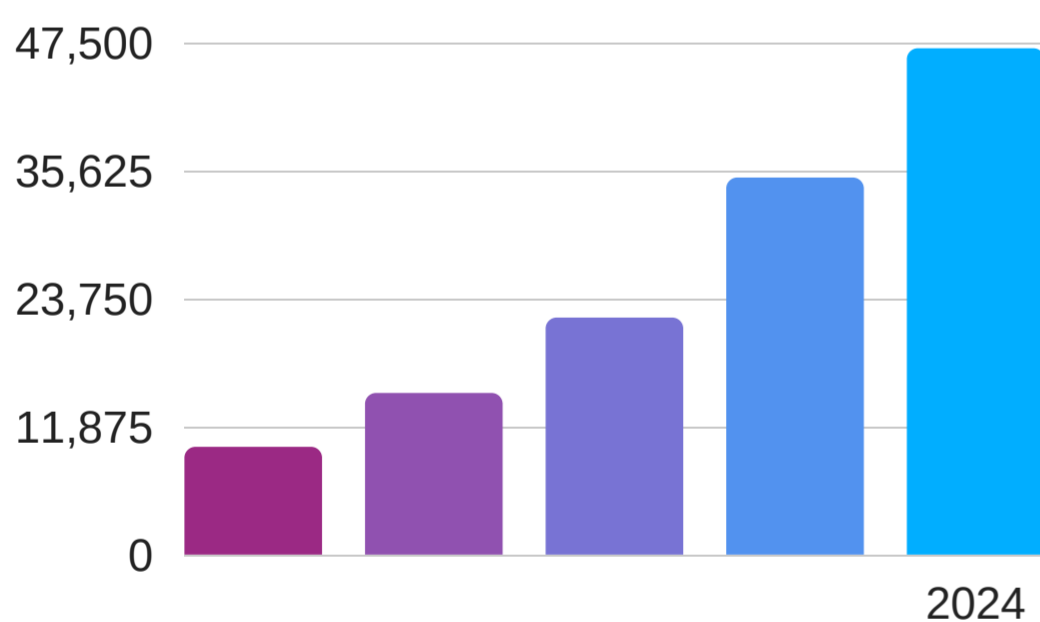
On average people work **31.6 hours** a week

Self-Employed

12.8%

381,862 people are self-employed

Predicted Job Growth



+47,000 extra jobs by 2024

Sectors set to grow

- Construction
- Wholesale and Retail
- Health and Social Work
- Transport & Storage
- Science & Technology
- Manufacturing

Where are the most jobs now?



Wholesale and Retail



Manufacturing



Health and Social Care



Education



Administration

South West

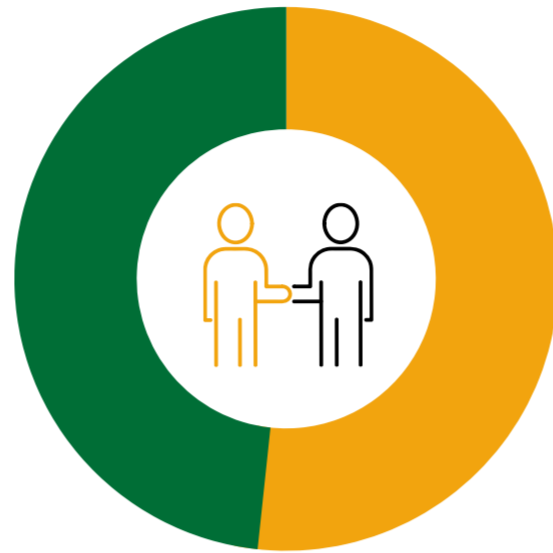
Employment

80.2%



UK average **76.1%**.

Female 77.5% Male 82.9%




Unemployment

2.7%



UK average **3.8%**.

Salary



The average income is **£27,622** a year

Working Hours



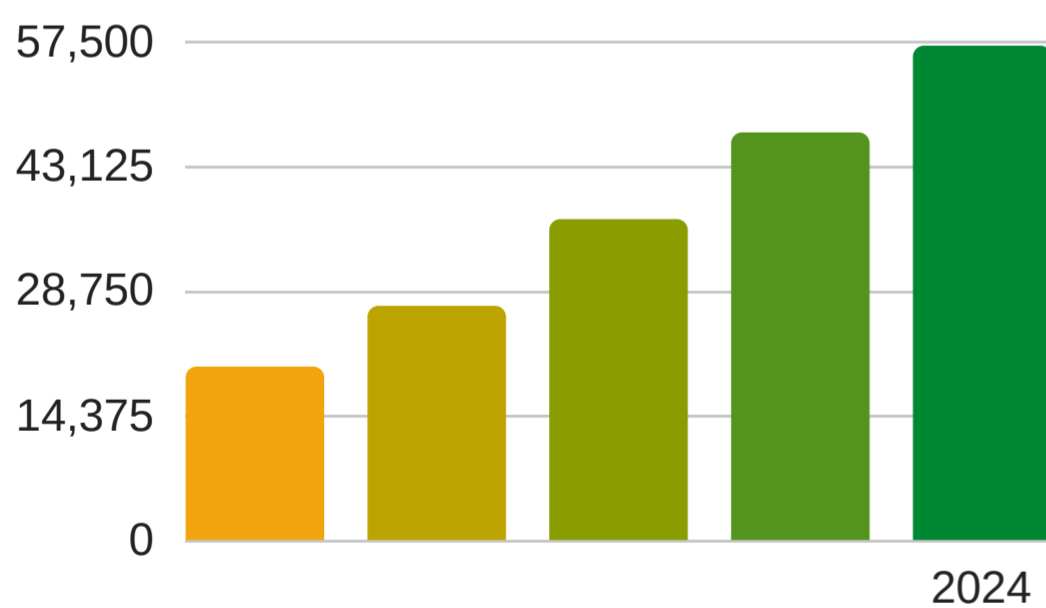
On average people work **31** hours a week

Self-Employed

16.8%

568,276 people are self-employed

Predicted Job Growth



+57,000 extra jobs by 2024

Sectors set to grow

- STEM
- Health and Social Work
- Construction
- Professional Services
- Wholesale and Retail
- Information Technology

Where are the most jobs now?



Wholesale and Retail



Accommodation and Food Service



Health and Social Care



Science and Technology



Education

North East

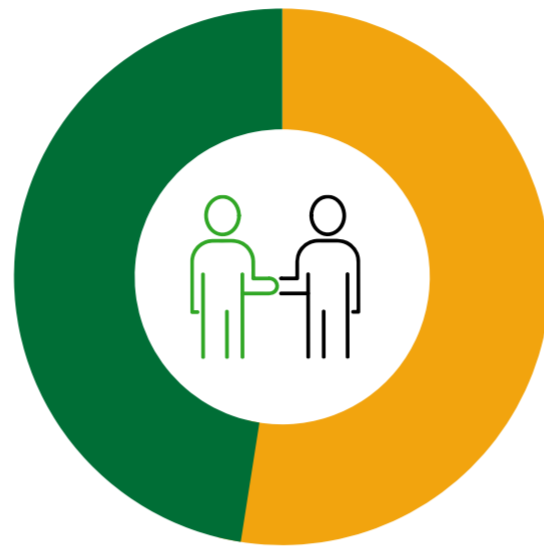
Employment

70.7%



UK average **76.1%**.

Female 67.2% Male 74.2%




Unemployment

5.7%



UK average **3.8%**.

Salary



The average income is **£26,353** a year

Working Hours



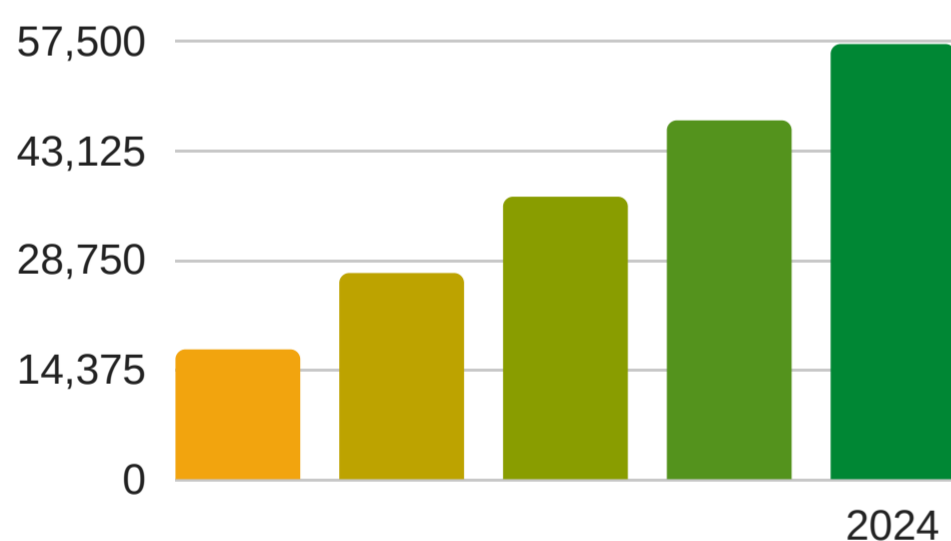
On average people work **31.5** hours a week

Self-Employed

16.8%

176,013 people are self-employed

Predicted Job Growth



+57,000 extra jobs by 2024

Sectors set to grow

Teaching and Education
Health and Social Work
Information Technology
Professional Services
Construction
Finance and Insurance

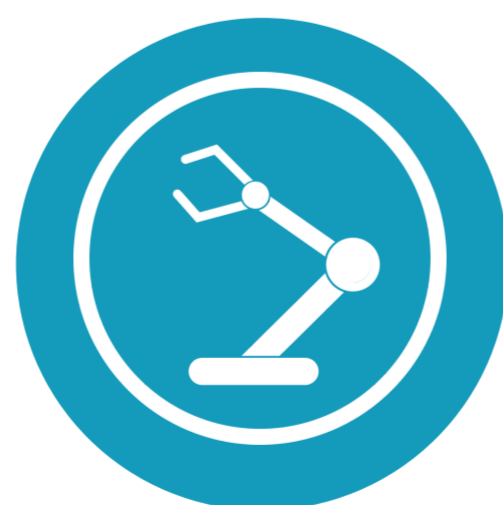
Where are the most jobs now?



Wholesale and Retail



Health and Social Care



Manufacturing



Education




Administration

South Central

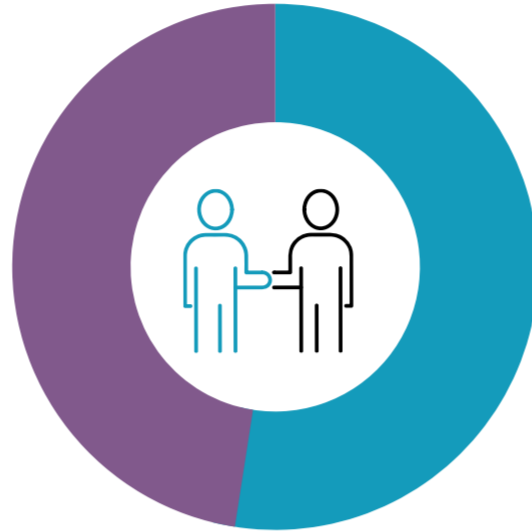
Employment

79.4%




UK average **76.1%**.

Female 75.5% Male 83.3%




Unemployment

3%



UK average **3.8%**.

Salary



The average income is **£30,500** a year

Working Hours



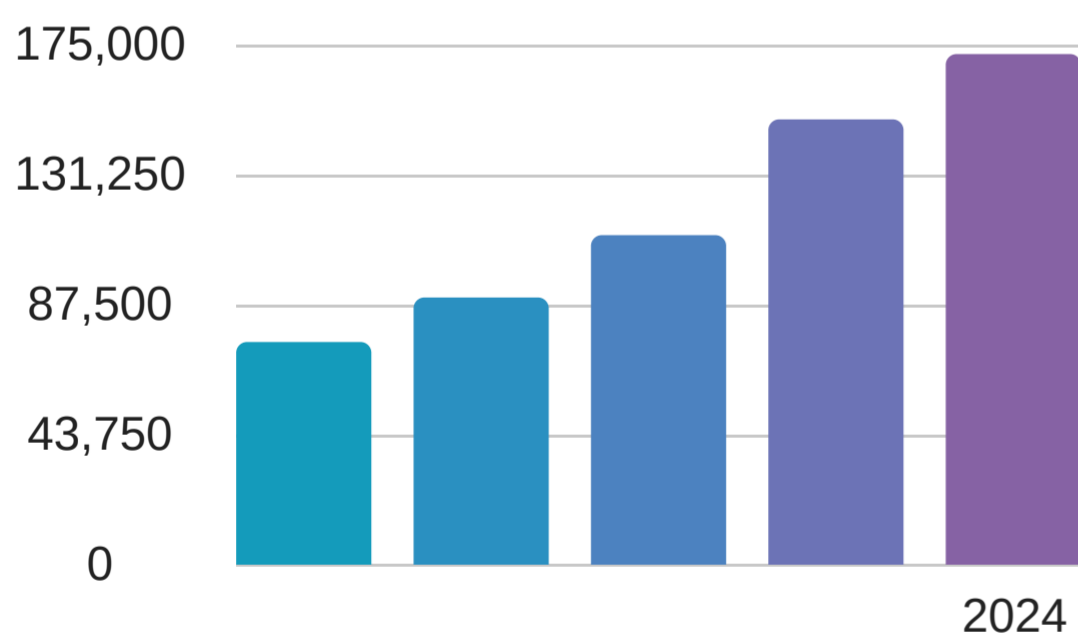
On average people work **31.3** hours a week

Self-Employed

16.2%

909,889 people are self-employed

Predicted Job Growth



+172,000 extra jobs by 2024

Sectors set to grow

- Support Services
- Professional Services
- Information and Technology
- Construction
- Health and Social Care

Where are the most jobs now?



Wholesale and Retail



Science and Technology



Health and Social Care



Education




Administration

West Midlands

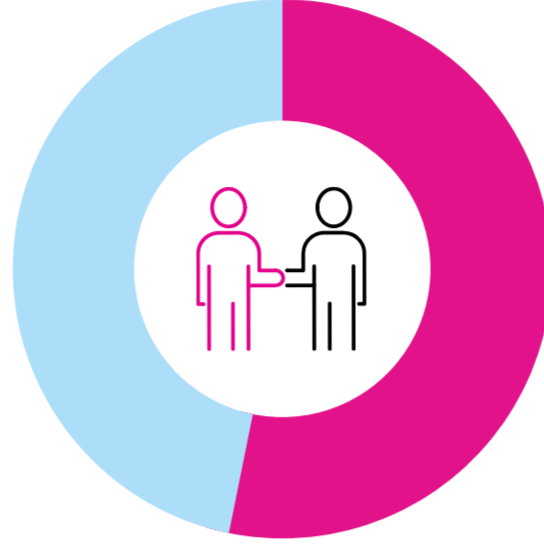
Employment

74%




UK average **76.1%**.

Female 69.3% Male 78.7%




Unemployment

5%



UK average **3.8%**.

Salary



The average income is **£27,903** a year

Working Hours



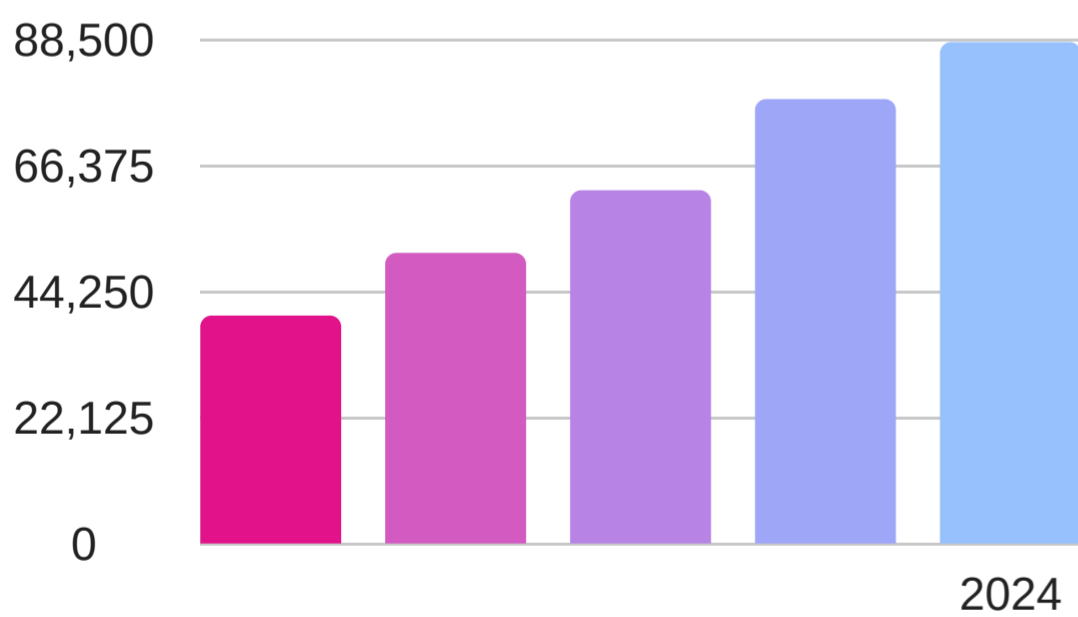
On average people work **31.8** hours a week

Self-Employed

12.7%

463,702 people are self-employed

Predicted Job Growth



+88,000 extra jobs by 2024

Sectors set to grow

- Construction
- Health and Social Work
- Support Services
- Transport and Storage
- Professional Services

Where are the most jobs now?



Wholesale and Retail



Health and Social Care



Manufacturing



Education




Administration

Liverpool, Cumbria and Lancashire

Employment

75.1%



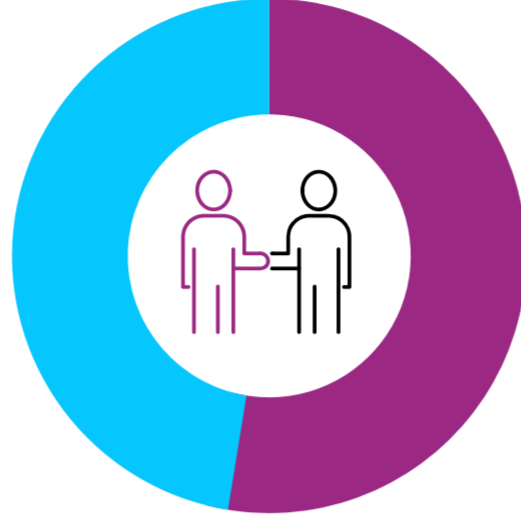
UK average **76.1%**.



Female 71.2%



Male 78.9%




Unemployment

3.4%



UK average **3.8%**.

Salary



The average income is **£27,913** a year

Working Hours



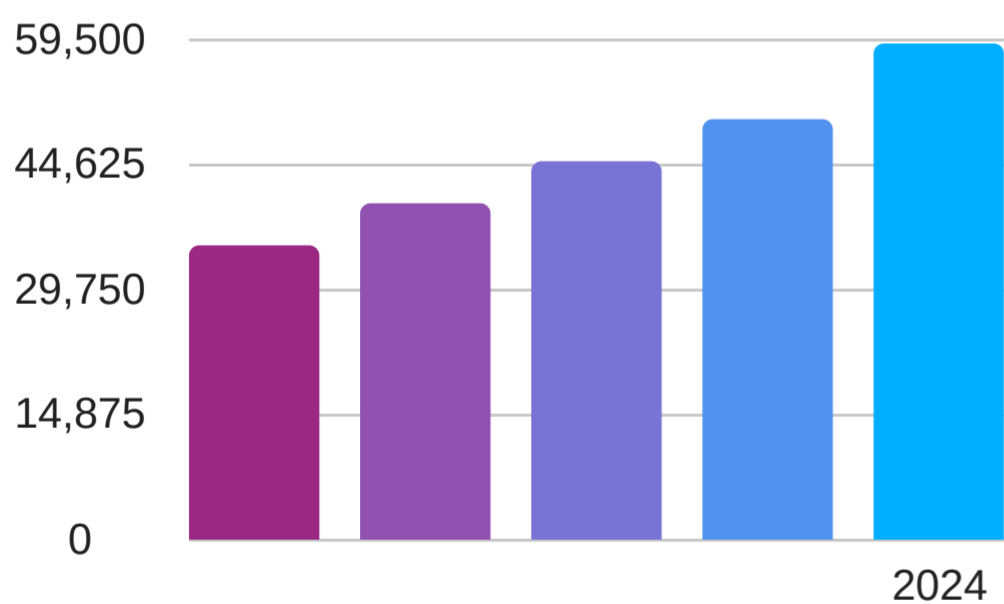
On average people **31.7** hours a week

Self-Employed

11.9%

540,557 people are self-employed

Predicted Job Growth



+59,000 extra jobs by 2024

Sectors set to grow

- Health and Social Care
- Professional Services
- Support Services
- Information Technology
- Construction
- Wholesale and Retail

Where are the most jobs now?



Wholesale and Retail



Health and Social Care



Manufacturing



Administration



Education

London

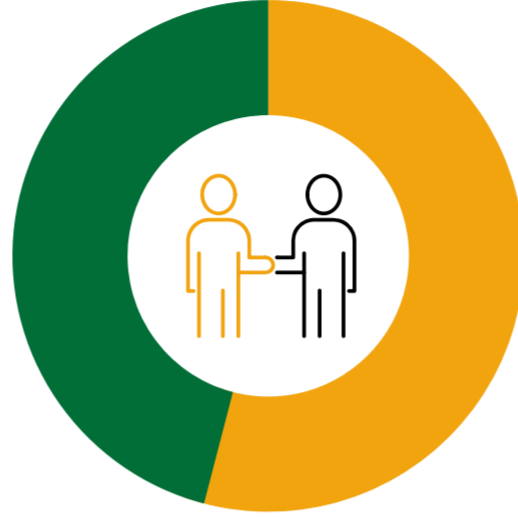
Employment

74.9%



UK average **76.1%**.

Female 68.8% Male 80.9%




Unemployment

4.3%



UK average **3.8%**.

Salary



The average income is **£37,086** a year

Working Hours



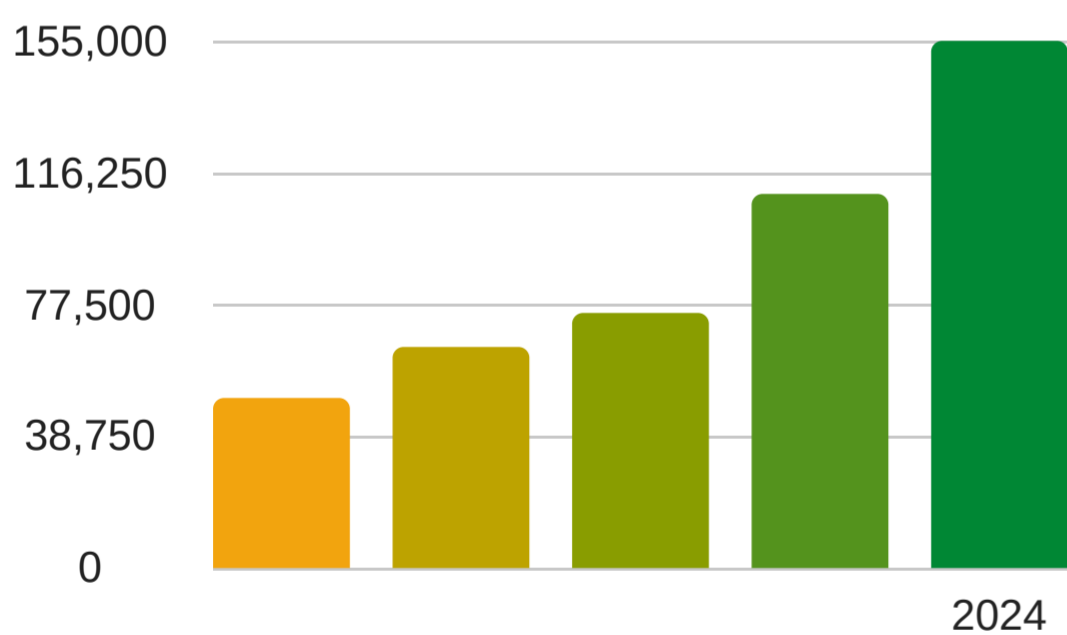
On average people work **33.4** hours a week

Self-Employed

17.4%

1,046,453 people are self-employed

Predicted Job Growth



+155,000
extra
jobs by
2024

Sectors set to grow

Professional Services
Information Technology
Health and Social Work
Construction
Finance and Insurance
Financial Technology
Energy

Where are the most jobs now?



Science and Technology



Wholesale and Retail



Health and Social Care



Administration



Information Technology

South East

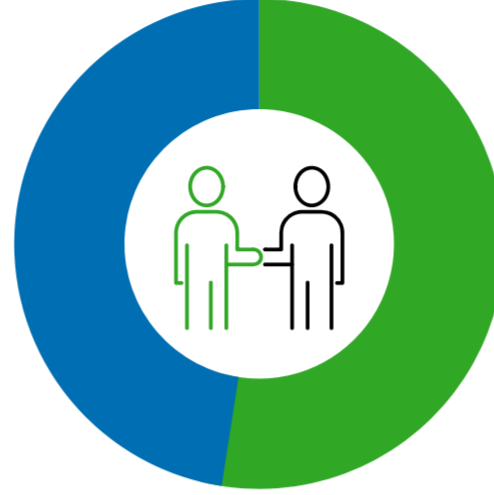
Employment

79.4%




UK average 76.1%

Female 75.5% Male 83.3%




Unemployment

3%



UK average 3.8%

Salary



The average income is **£28,392** a year

Working Hours



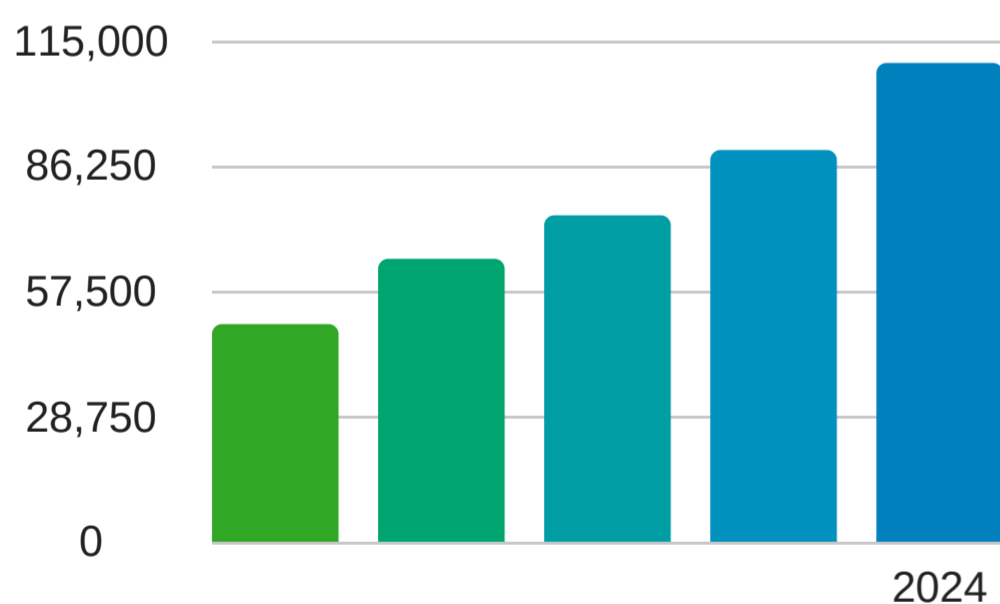
On average people work **31.3** hours a week

Self Employed

16.2%

568,276 people are self-employed

Predicted Job Growth



+110,000
extra jobs by
2024

Sectors set to grow

- Construction
- Health and Social Work
- Professional Services
- Wholesale and Retail
- Support Services
- Transport and Storage

Where are the most jobs now?



Wholesale and Retail



Health and Social Care



Education



Science and Technology



Administration

Thames Valley

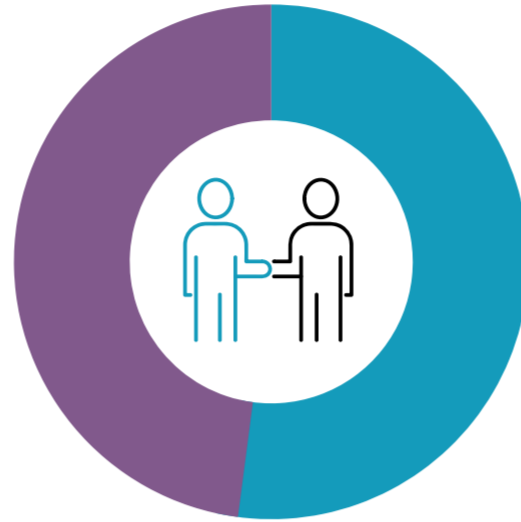
Employment

80.9%



UK average **76.1%**.

Female 76.5% Male 83.1%




Unemployment

2.7%



UK average **3.8%**.

Salary



The average income is **£30,317** a year

Working Hours



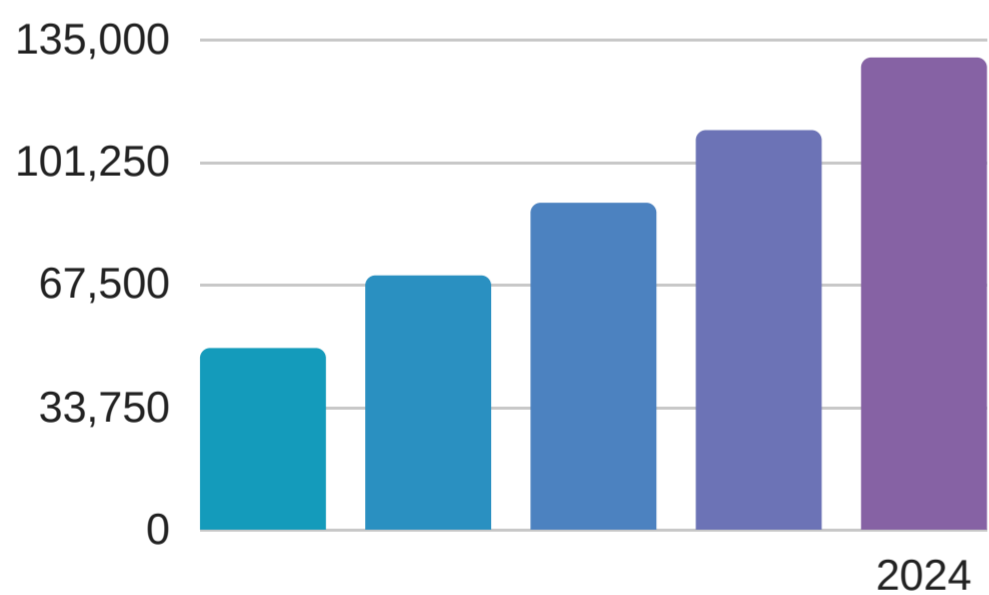
On average people work **30.9** hours a week

Self-Employed

16.8%

568,276 people are self-employed

Predicted Job Growth



+130,000
extra jobs by
2024

Sectors set to grow

- Construction
- Information Technology
- Professional Services
- Support Services
- Health and Social Work
- Wholesale and Retail

Where are the most jobs now?



Science and Technology



Health and Social Care



Education



Wholesale and Retail




Manufacturing

Yorkshire and Humber

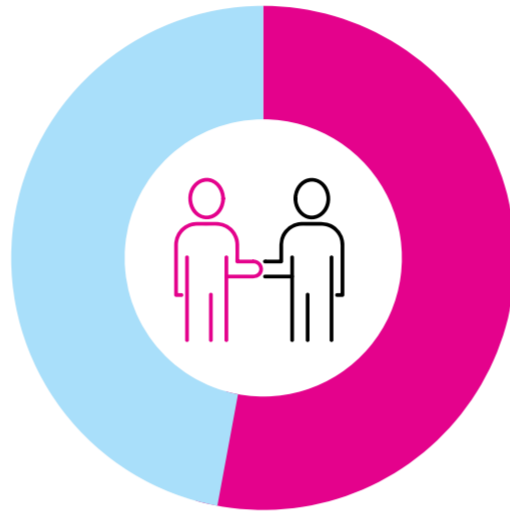
Employment

73.8%




UK average **76.1%**.

Female 69.5% Male 78.1%




Unemployment

4.9%



UK average **3.8%**.

Salary



The average income is **£27,081** a year

Working Hours



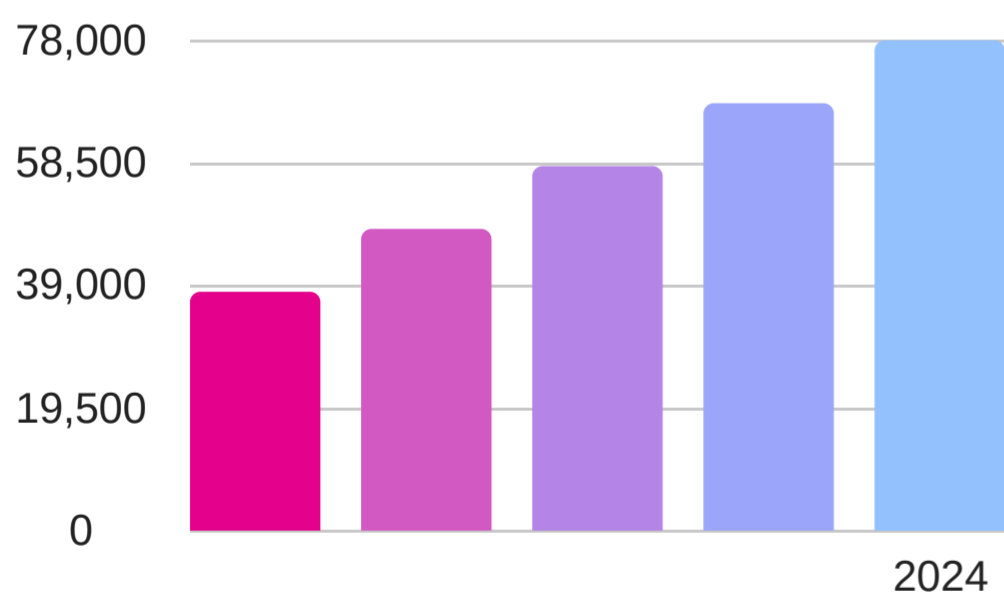
On average people work **31.7** hours a week

Self-Employed

16.8%

461,281 people are self-employed

Predicted Job Growth



+78,000 extra jobs by 2024

Sectors set to grow

- Health and Social Work
- Professional Services
- Construction
- Information Technology
- Transport and Storage
- Wholesale and Retail

Where are the most jobs now?



Wholesale and Retail



Health and Social Care



Manufacturing



Education



Administration

UK Overview

Employment


The UK employment rate is **76.1%**
(80.3% male, 72% female)



Unemployment

The UK unemployment rate is **3.8%**
(4% male, 3.7% female)

Salary



The average income is **£29,009** a year

Working Hours



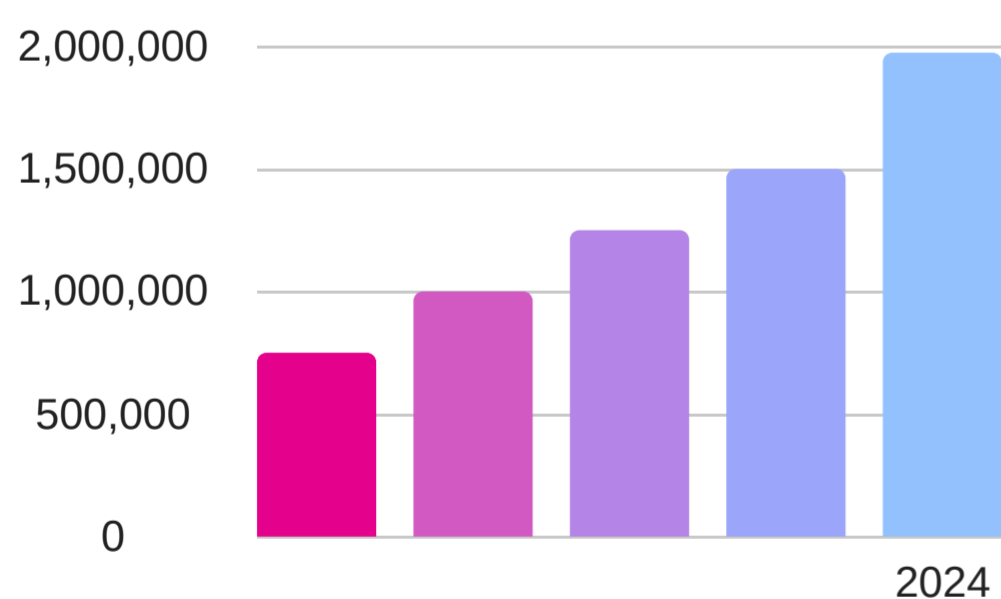
On average people work **31.9** hours a week

Self-Employed

14.7%

6,155,437 people are self-employed

Predicted Job Growth



6% growth by 2024 creating **1,974,000** extra jobs in the UK

Fastest growing sectors

- Financial Technology
- Digital Marketing
- Biotechnology
- Gaming and Virtual Reality
- I.T/Technology
- Engineering
- Healthcare

Where are the most jobs now?



Health and Social Care
(4.3million)



Wholesale and Retail
(4million)



Education
(3.4million)



Manufacturing
(2.9million)



Science and Technology
(2.4million)